



R.V. NORTHLAND INTERNATIONAL

SCHOOL

HOLIDAY HOMEWORK

SESSION: 2025-26

NAME: _____

CLASS & SEC: UKG

ROLL NO. : _____

SUMMER





Hello, Happy Holidays!

The sun is shining, skies are blue,
A summer break is here for you!
Time to learn in a fun new way,
As you enjoy each sunny day.

With books and crafts and games to play,
Let's make the most of every day!
So open your pages, bright and neat,
This holiday homework is a treat!



Guidelines for a Fun-Filled Learning Journey



1. Parental Guidance:

Complete your homework with the help and supervision of your parents or guardians.

2. Neatness Counts:

Present your work in a clean, tidy, and attractive manner.

3. Be Original:

Showcase your creativity! Original ideas and efforts will be appreciated.

4. Revise & Recall:

Take time to revise all concepts learned in the months of April and May.

5. Learn Beyond Books:

Watch informative channels like *Discovery Kids*, *Animal Planet*, or *YouTube Kids* to broaden your knowledge.

6. Label Properly:

Ensure every page of your homework is labeled with your **Name, Class, and Roll Number**.

7. Speak English:

Build confidence by speaking English regularly with family and friends.

8. Choose Your Favorites:

From the list of fun holiday projects, you may choose any two that excite you the most.

9. Add Fun to Function:

Decorate your homework folder or file. Stickers, doodles, or borders — let your personality shine!

10. One Page a Day Keeps Stress Away:

Don't rush at the end! Do a little every day and enjoy both learning and vacation.

HAPPY HOLIDAYS!

With Best Regards,

CLASS TEACHER

LITTLE 
WONDERS™

WEATHER



Notes to Parents

Dear Parents,

This Holiday Homework is designed to be fun , engaging ,and meaningful-gently introduction children to wonder weather . we request your kind support in Encouraging your child and help them observe, understand, and express their thoughts creatively about daily weather changes.

Learning Objective:

- Help children recognize different types of weather.
- Understand what clothes are suitable for each weather.
- Enhance vocabulary, observation, and expression.

Task 1 - "Weather Dress-Up Day"

"Hello, children! 🌈

Do you know what happens when it rains? What do we wear when it's cold?

Let's have a fun day called **Weather Dress-Up Day!**


You can dress up like it's sunny, rainy, snowy, or windy outside!

We'll talk about different types of weather and what clothes we wear for each one."

Dress-Up Suggestions:

- **Sunny Day** – T-shirt, sunglasses, cap
- **Rainy Day** – Raincoat, gumboots, umbrella
- **Cold/Snowy Day** – Sweater, gloves, wool cap
- **Windy Day** – Jacket, scarf

students to bring one clothing item from home (e.g. a hat or sunglasses) and paste its photo here.



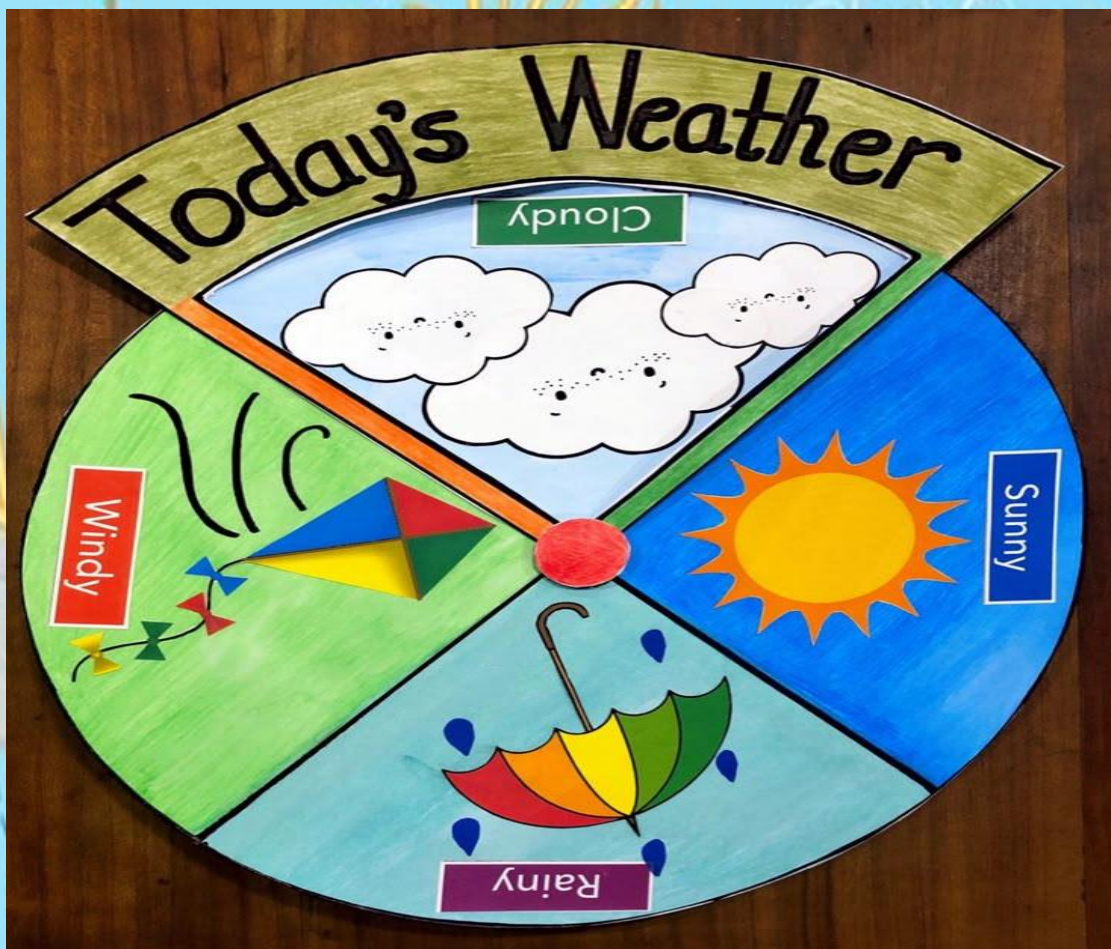
WEATHER

Task 2 🎨 Weather Craft – “My Weather Wheel”




Materials Needed: Paper plate, pencil, crayons, scissors, paper fastener

Instructions:

- Divide the plate into 4 parts.
- Draw one weather type in each part: ☀️ Sunny, ☁️ Rainy, ☁️ Cloudy, ❄️ Snowy.
- Cut an arrow from paper and fix it in the center with a paper fastener to spin!
- Let your child spin and say: “Today is a ____ day!”



Task 3 Say & Learn: Weather Words

- **Sunny** – Hands up like the sun 
- **Rainy** – Wiggle fingers down like rain 
- **Windy** – Blow like the wind 
- **Cloudy** – The sky is full of clouds, and the sun is hiding behind them.


Write the word for the weather.





Sunny / Rainy / Cloudy / Windy



Weekly Weather Record

Weather symbols:



sunny 	cloudy 	rainy 	storm 	windy 
--	---	--	---	--

Complete the table below for one week:


Day	Temperature	Rainfall	Weather
MON			
TUES			
WED			
THUR			
FRI			





Story Title: "Mia and the Weather Friends"

One morning, little Mia opened her window and looked outside.

 **"Good morning, Sunny Sun!"** she said.

The sun smiled and said, "Let's play outside today. Don't forget your hat!"

So Mia wore her cap and played in the garden.

Suddenly...  **Windy Wind** came blowing in!

"Whoosh! Whoosh! Hold on to your hat, Mia!"

Mia laughed, "Okay, Windy Wind! I will wear my jacket too!"

Then, dark clouds started to come. 

Cloudy Cloud floated by and said, "I'm hiding the sun now!"

Mia looked up and said, "Wow, the sky is all grey!"

Soon...  **Rainy Rain** came falling down!


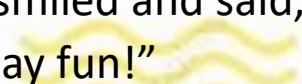
"Pitter-patter, splash-splash!"

Mia ran inside and got her raincoat and umbrella.

After a while, the rain stopped.

 And guess what?  **A rainbow appeared!**

Mia smiled and said, "Thank you, Weather Friends! You made my day fun!"



NOTE

Dear Parents,

Please help your child complete the following fun phonics activities at home using the Jolly Phonics slideshow provided in the **link:** <https://www.slideshare.net/slideshow/jolly-phonics-pdfdrive-pdf/253935195>

To support your child's phonics development during the holidays, please utilize the Jolly Kids Story Time Phonics series. This set comprises 10 books, each focusing on specific short and long vowel sounds, designed to build essential reading skills through engaging stories.

Link: <https://shethesamples.com/wp-content/uploads/2022/02/Jolly-Kids-Story-Time-Phonics-Set-of-10.pdf>


Kindly guide your child daily for 15–20 minutes. This will help them improve their reading, writing, and speaking skills.

Name: _____


Class: _____

Summer Practise Worksheet


Circle the correct number of images




4 7 10



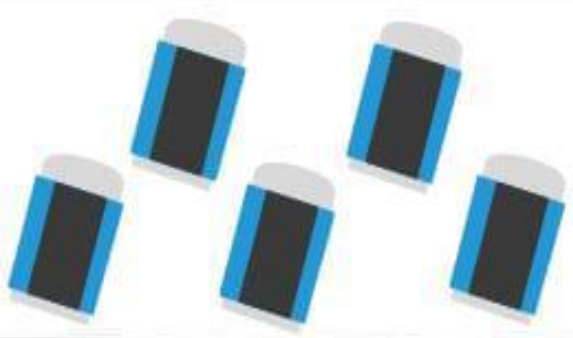
4 6 8




5 3 9



0 1 2



2 9 5





9 5 8

Name: _____

Class: _____

Summer Color & Count

Directions: Colour each object. Count each kind of object and write the number in the box below.



Name: _____

Class: _____

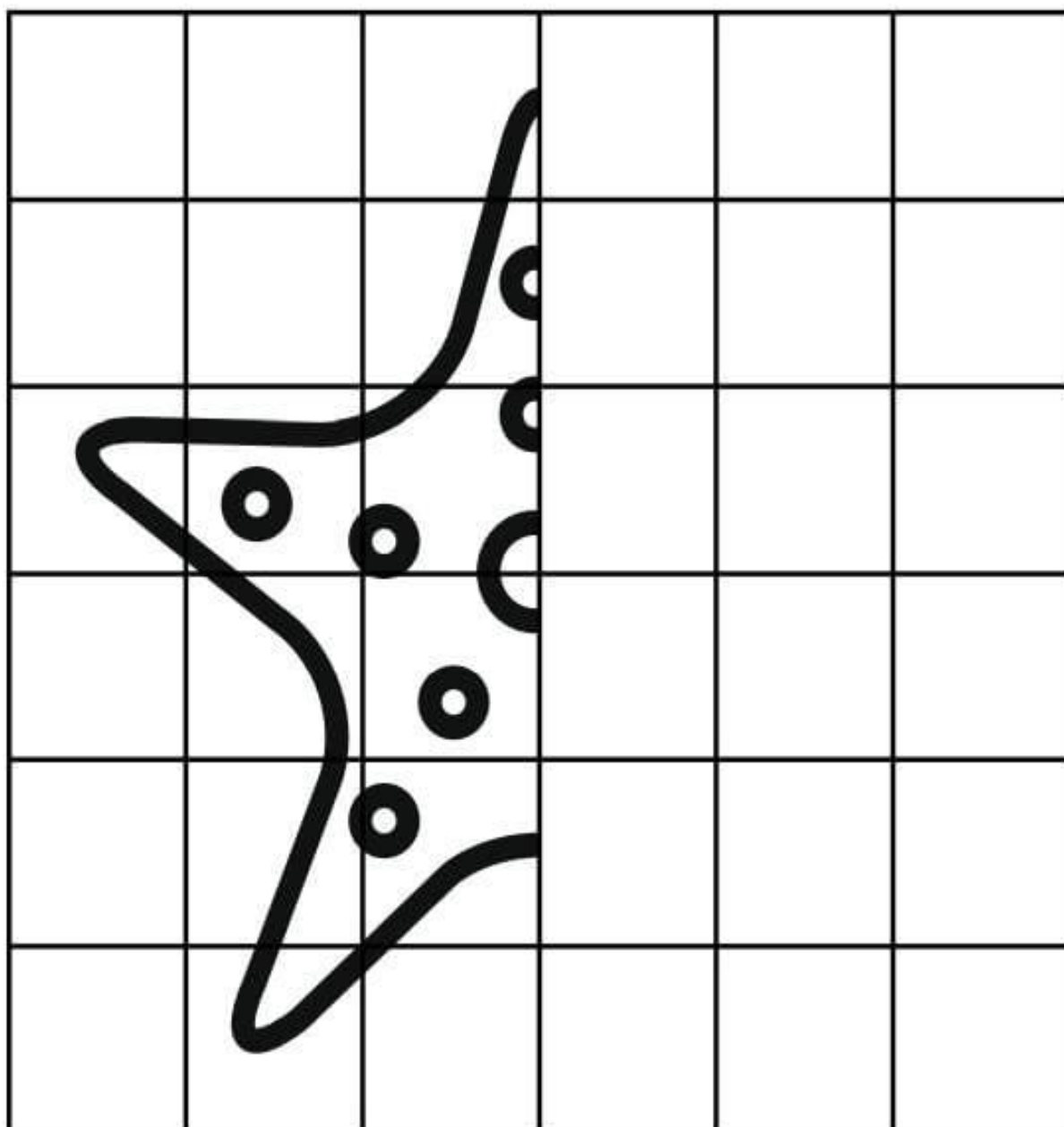
Summer Fun!



Symmetry Practice


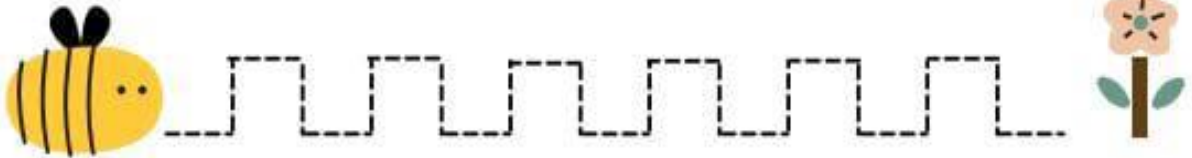


Complete the drawing using the grid.



Pattern writing

Help the bees find the way to the flowers



आ (I) की मात्रा वाले शब्द को सही चित्र से मिलायें



कार



आठ



आम



हाथ



अनार

8

बादल



गाजर



जहाज



टमाटर



जानवर



**HAPPY
HOLIDAYS!**



